


Mindy's Guide to PRANKSgiving!

The end of the year is a time of celebration. A time for gathering. A time for thanks. A time for PRANKS. Mindy's got some tips for you on how to celebrate PRANKSGIVING this holiday season.

BUT FIRST! When it comes to pranking there are three very important rules:

1. **Be kind, keep it fun,** and make sure it's a prank that will **leave everyone laughing** in the end. **Especially the person being pranked!**
2. **Safety first, silliness second.** Be sure that your prank **won't cause any harm or damage** to anything or anyone.
3. **Know when to stop.** If the person you're pranking isn't enjoying the prank or asks you to stop, be sure to listen to them. **Remember, a good prank is one that is enjoyed by all.**




Now that we know the rules, **here is a list of Mindy's favorite prank ideas for your next family dinner** this holiday season!

The Ol' Jello Drink Switcharoo - Make a cup of clear jello in a glass. Before it sets, insert a straw and wait for it to settle. Once it does, hand it to someone with a good sense of humor and watch them attempt to "drink!"



The Upside Down Holiday Table - Volunteer to set the table. Set out plates, glasses, and silverware as you normally would only place everything upside down! Who knows? This could be the start of a beautiful new Pranksgiving family tradition!




Give Your Food a Face! - Add a medium-sized pair of googly eyes to the mashed potatoes, cranberry sauce, or your grandma's pie! WHY?! So your food can SPY!




MORE PRANKSgiving Ideas!

The Mysterious Multiplying Dinner Rolls -


Throughout dinner, carefully sneak extra rolls onto the plate of the person seated next to you. Be sure to do this when they're deep in conversation and not paying attention. See how long it takes them to discover their bounty of Pranksgiving dinner rolls!



Where's The Turkey?! - Place a small Bluetooth speaker inside the table centerpiece and use it to play turkey gobbling sounds. Before you know it, all of your guests will be looking for the mysterious missing turkey! Happy Pranksgiving!



There Goes Your Dessert! - Place your dessert on top of a small remote controlled car. When it's time to serve the dessert, have it drive off the table! **WAIT! STOPPPPPP!** **Guy Raz says this is a terrible idea and that it will ruin your family dinner. Forget I even mentioned it.**



Time to Brainstorm!

Feeling inspired?! Jot down some ideas of your own for your PRANKSgiving celebrations! Remember to refer back to Mindy's rules to make sure your prank is safe, kind and fun for everyone!
